


Name _____ (Grade 2)

Before you begin filming in photo booth, please do the following...


- Have all of your props ready
- In the dropdown Edit menu, make sure there is a checkmark beside "Auto Flip New Items"
- Adjust your headset and microphone so it is comfortable.
- Click , System Preferences, and Sound. The input and output should be the USB choice.
- Put your face at the top of the screen. Smile.

<p style="font-size: 24px; margin: 0;">Bonjour!</p> 	 <p style="font-size: 24px; margin: 0;">Je m'appelle</p>	<p style="font-size: 24px; margin: 0;">J'ai</p> <hr style="width: 80%; margin: 10px auto;"/> <p style="font-size: 24px; margin: 0;">ans</p>
--	---	---

Choices...

1	2	3	4	5	6	7	8	9	10
11	12	13	14	15	16	17	18	19	20
21	22	23	24	25	26	27	28	29	30
31	32	33	34	35	36	37	38	39	40
41	42	43	44	45	46	47	48	49	50
51	52	53	54	55	56	57	58	59	60
61	62	63	64	65	66	67	68	69	70
71	72	73	74	75	76	77	78	79	80
81	82	83	84	85	86	87	88	89	90
91	92	93	94	95	96	97	98	99	100

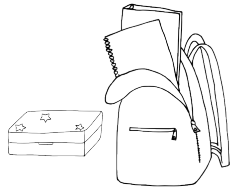
Les couleurs...



- Prepare pieces of paper or objects to use
- Hold up pieces of paper or objects and tell what colour each is in French

Turn over...

Dans ma trousse, il y a ...
Dans mon sac à dos, il y a...




- Prepare a pencil box or backpack with school items in it
- Hold up each item and tell what it is in French
- Say what colour each item is
-

Body Parts

Choose one...


- Use your own body or
- Use a stuffy or
- Draw a picture of a person
-



- Then point to each body part and say each body part in French

Les animaux

- Prepare pictures or objects of animals
- Hold up each picture or object and say each in French
- Say what colour each animal is...
-



Chante une chanson

française (sing a French song)

****Practice singing the song first. Be sure you know the words and tune.**



- O' Canada
- Dans ma trousse...
- Bonjour mes amis
- Bonne Fête a toi
-

Merci
Au revior



Almost done?

- Rewatch your video.
- Does it need some improving?
- Redo it if needed.

Done!

- Upload your video to IRIS.
- Add a comment.
- Share with Madame Pallesen