

Name _____ Teacher -- _____

Before you begin filming in photo booth, please do the following...

- Have all of your props ready
- In the dropdown Edit menu, make sure there is a checkmark beside "Auto Flip New Items"
- Adjust your headset and microphone so it is comfortable
- Smile and breathe

<p style="font-size: 24px; margin: 0;">Bonjour!</p>	<p style="font-size: 24px; margin: 0;">Je m'appelle</p>	<p style="font-size: 24px; margin: 0;">J'ai</p> <hr style="width: 80%; margin: 10px auto;"/> <p style="font-size: 24px; margin: 0;">ans</p>
--	--	---


Choices...

<table border="1" style="width: 100%; border-collapse: collapse;"> <tr><td>1</td><td>2</td><td>3</td><td>4</td><td>5</td><td>6</td><td>7</td><td>8</td><td>9</td><td>10</td></tr> <tr><td>11</td><td>12</td><td>13</td><td>14</td><td>15</td><td>16</td><td>17</td><td>18</td><td>19</td><td>20</td></tr> <tr><td>21</td><td>22</td><td>23</td><td>24</td><td>25</td><td>26</td><td>27</td><td>28</td><td>29</td><td>30</td></tr> <tr><td>31</td><td>32</td><td>33</td><td>34</td><td>35</td><td>36</td><td>37</td><td>38</td><td>39</td><td>40</td></tr> <tr><td>41</td><td>42</td><td>43</td><td>44</td><td>45</td><td>46</td><td>47</td><td>48</td><td>49</td><td>50</td></tr> <tr><td>51</td><td>52</td><td>53</td><td>54</td><td>55</td><td>56</td><td>57</td><td>58</td><td>59</td><td>60</td></tr> <tr><td>61</td><td>62</td><td>63</td><td>64</td><td>65</td><td>66</td><td>67</td><td>68</td><td>69</td><td>70</td></tr> <tr><td>71</td><td>72</td><td>73</td><td>74</td><td>75</td><td>76</td><td>77</td><td>78</td><td>79</td><td>80</td></tr> <tr><td>81</td><td>82</td><td>83</td><td>84</td><td>85</td><td>86</td><td>87</td><td>88</td><td>89</td><td>90</td></tr> <tr><td>91</td><td>92</td><td>93</td><td>94</td><td>95</td><td>96</td><td>97</td><td>98</td><td>99</td><td>100</td></tr> </table>	1	2	3	4	5	6	7	8	9	10	11	12	13	14	15	16	17	18	19	20	21	22	23	24	25	26	27	28	29	30	31	32	33	34	35	36	37	38	39	40	41	42	43	44	45	46	47	48	49	50	51	52	53	54	55	56	57	58	59	60	61	62	63	64	65	66	67	68	69	70	71	72	73	74	75	76	77	78	79	80	81	82	83	84	85	86	87	88	89	90	91	92	93	94	95	96	97	98	99	100	<p style="font-size: 24px; margin: 0;">l'alphabet</p> <p style="font-size: 24px; margin: 10px 0 0 0;">a b c d e f</p> <p style="font-size: 24px; margin: 0 0 0 20px;">g h i j k l</p> <p style="font-size: 24px; margin: 0 0 0 20px;">m n o p q</p> <p style="font-size: 24px; margin: 0 0 0 20px;">r s t u v</p> <p style="font-size: 24px; margin: 0 0 0 20px;">w x y z</p>
1	2	3	4	5	6	7	8	9	10																																																																																												
11	12	13	14	15	16	17	18	19	20																																																																																												
21	22	23	24	25	26	27	28	29	30																																																																																												
31	32	33	34	35	36	37	38	39	40																																																																																												
41	42	43	44	45	46	47	48	49	50																																																																																												
51	52	53	54	55	56	57	58	59	60																																																																																												
61	62	63	64	65	66	67	68	69	70																																																																																												
71	72	73	74	75	76	77	78	79	80																																																																																												
81	82	83	84	85	86	87	88	89	90																																																																																												
91	92	93	94	95	96	97	98	99	100																																																																																												

Turn over...

Les couleurs...

- Prepare pieces of paper or objects to use
- Hold up pieces of paper or objects and tell what colour each is in French
-



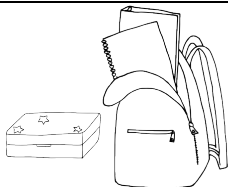
Je porte...

- Prepare pieces of clothing
- Point to each piece of clothing and say what it is in French
- Include colour
-




Dans ma trousse, il y a ...
Dans mon sac à dos, il y a...

- Prepare a pencil box or backpack with school items in it
- Hold up each item and tell what it is in French
- Say what colour each item is
-




Dans mon sac, il y a...

- Prepare a lunch bag with food in it
- Hold up each item and tell what it is in French
- Say what you like... J'aime...
-



Les animaux

- Prepare pictures or objects of animals
- Hold up each picture or object and say each in French
- Say what colour each item is
- Il dit.... (it says...)
- Il mange... (it eats...)
-



Chante une chanson

française (sing a French song)

****Practice singing the song first. Be sure you know the words and tune.**

- O' Canada
- Dans ma trousse...
- Bonjour L'hiver
- Bonjour mes amis
- Bonne Fête a toi
-



Au revoir... smile and say goodbye.

- Rewatch your video. Does it need some improving? Redo it if needed.
- Upload your video to IRIS. Add a comment.